

---

**From:** ^Hanford Office of Communications <[HanfordOfficeofCommunications@rl.gov](mailto:HanfordOfficeofCommunications@rl.gov)>

**Sent:** Friday, September 23, 2022 8:02 AM

**Subject:** MASKS OPTIONAL AT THE HANFORD SITE SEPTEMBER 24 - 30, 2022

## ANNOUNCEMENT

Department of Energy  
Hanford Site  
Richland, Washington

**RL No.:** 22-066

**Issued:** 09/23/2022

**To:** ALL ORP/RL FEDERAL EMPLOYEES AND SUPPORT STAFF

**Subject:** MASKS OPTIONAL AT THE HANFORD SITE SEPTEMBER 24 - 30,  
2022

For the week of **September 24-30, 2022**, based on the current Community Level of **low** in Benton and Franklin Counties, masks are **optional**. Masks are still required for anyone visiting HPMC OMS or other healthcare facilities.

A copy of the current metrics that determine our Community Level is attached. This is derived from the Centers for Disease Control (CDC) and Prevention [Integrated County View of Community Levels](#).

The issuance of these mask requirements to the Hanford support service contractors via this announcement has been concurred with by the Hanford Procurement Division contracting officer.

If you have any questions, please work with your management. Thank you for doing your part to keep Hanford safe.

# The Hanford Site

Department of Energy  
COVID-19 Tracking

Last Refresh

9/22/2022 2:00:00 PM

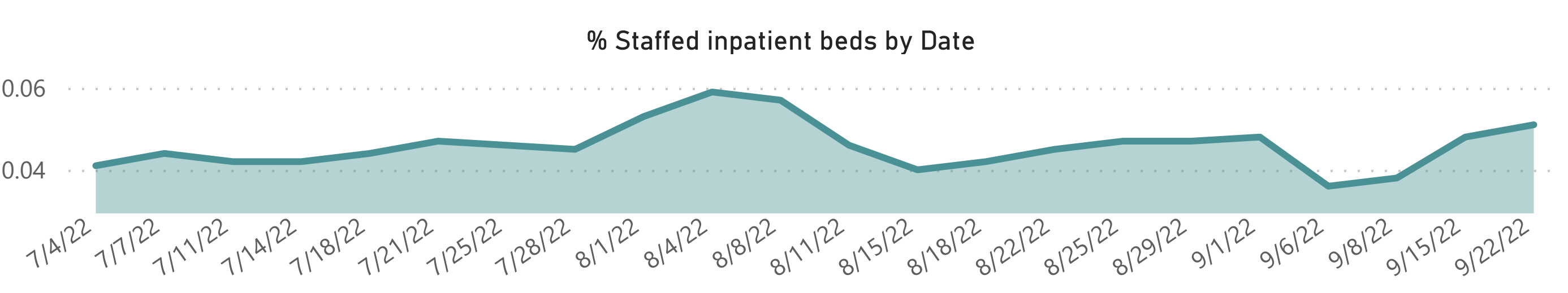
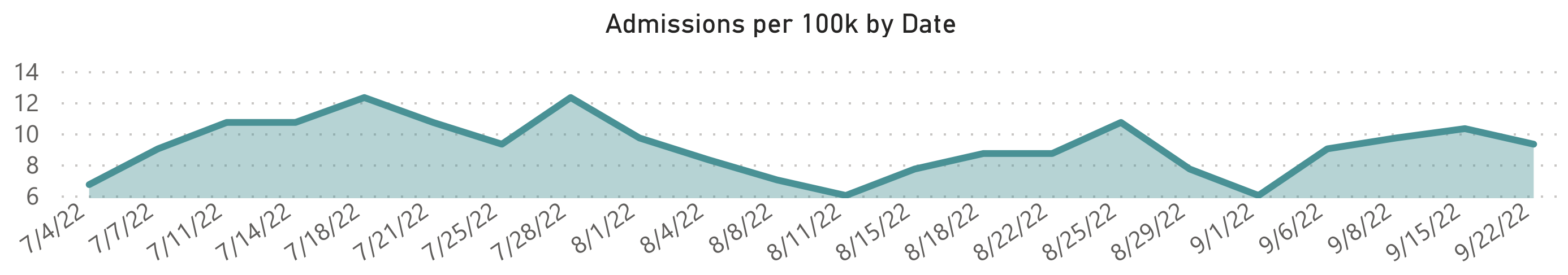
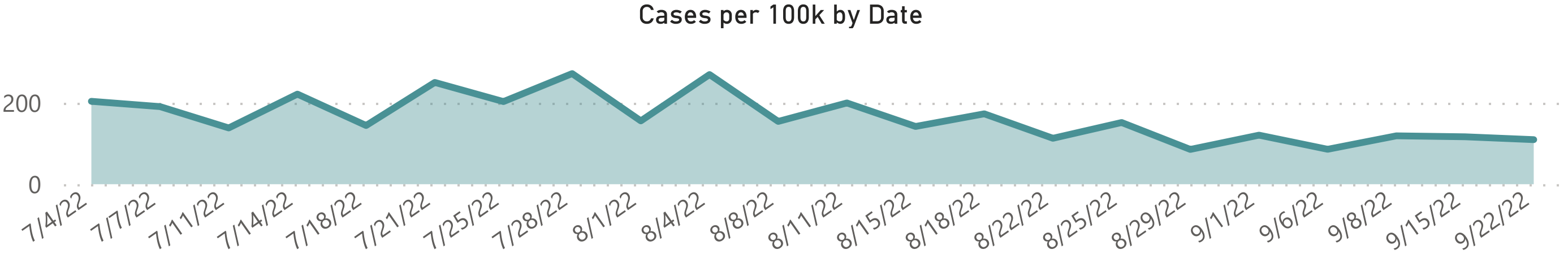
Benton			Franklin			Totals		
Total Cases	Last 14 Day Average	Daily	Total Cases	Last 14 Day Average	Daily	Total Cases	Last 14 Day Average	Daily Total
51,017	23.4 ↓	17 ↓	31,306	11.1 ↓	8 ↓	82,323	34.5 ↓	25 ↓

Source: [WA State Department of Health COVID-19 Data Dashboard](#) NOTE: Total values may include incomplete data for the most recent dates.

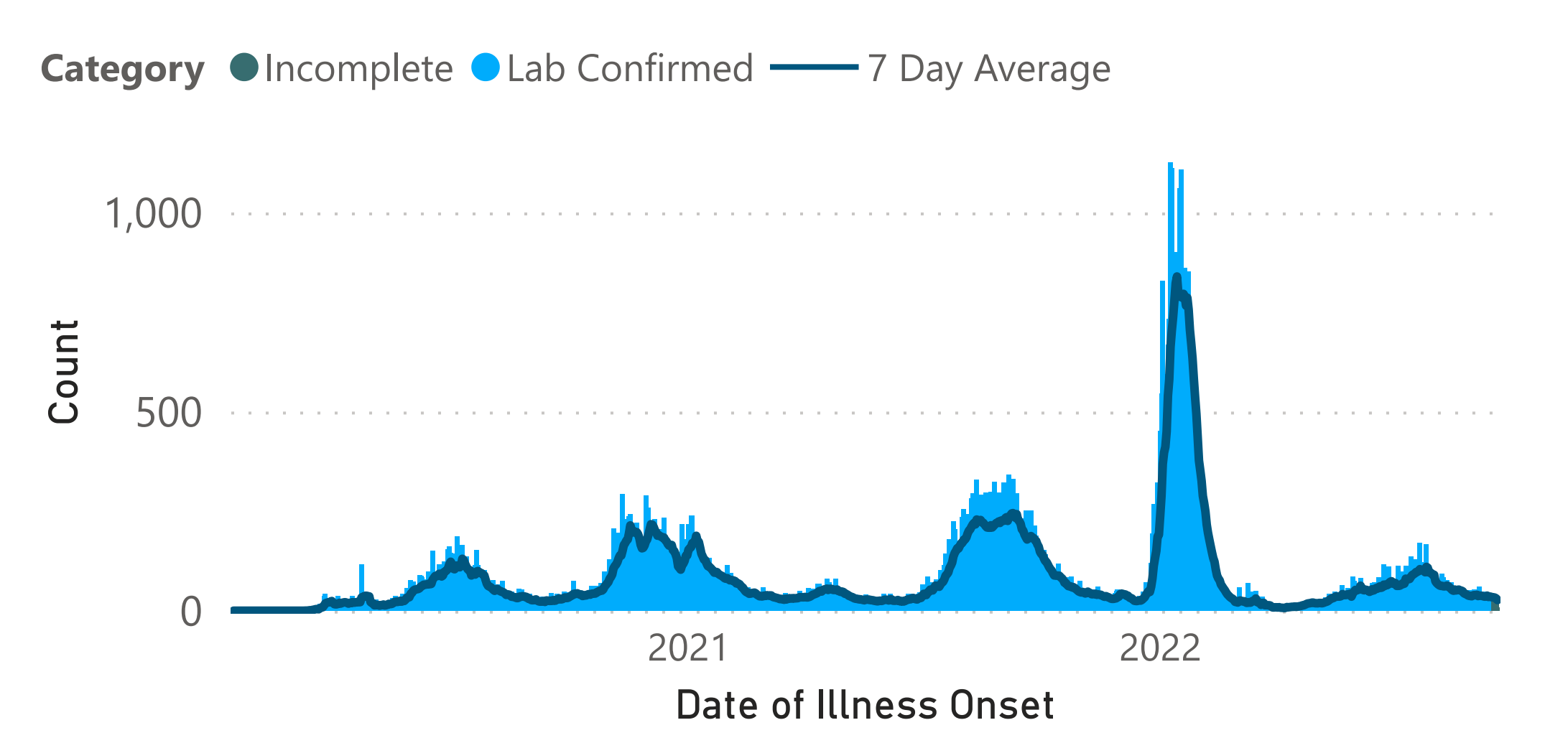
## CDC Community Rates

Community Level	Cases Per 100k	Admissions Per 100k	% Staffed Inpatient Bed
<b>Low</b>	<b>109.47</b>	<b>9.30</b>	<b>5.10%</b>

## CDC Community Trending (Benton & Franklin County) ~ Last 12 Weeks



## Cases by Date



## Washington State Confirmed Case Counts

Total Confirmed WA. Cases	New Confirmed WA. Cases
<b>1,543,636</b>	<b>609</b>

**Disclaimer:**  
1.) Information is subject to change based on the controlled data from various county and state agency websites. Historical data may change due to corrections and reconciliations on a daily basis.